

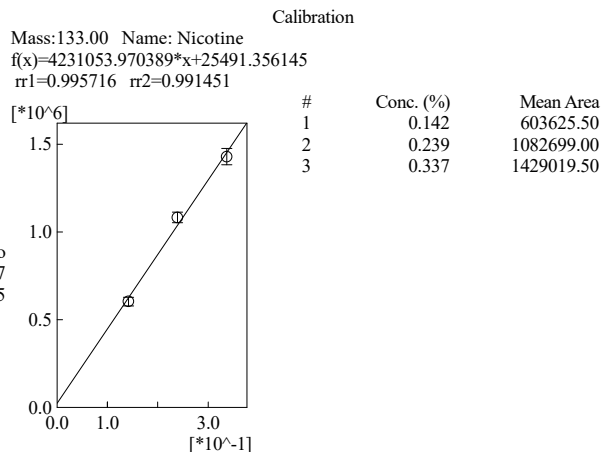

Quantitative Analysis Report

Analyzed by : Admin
 Analyzed : 18.11.2020 14:00:53

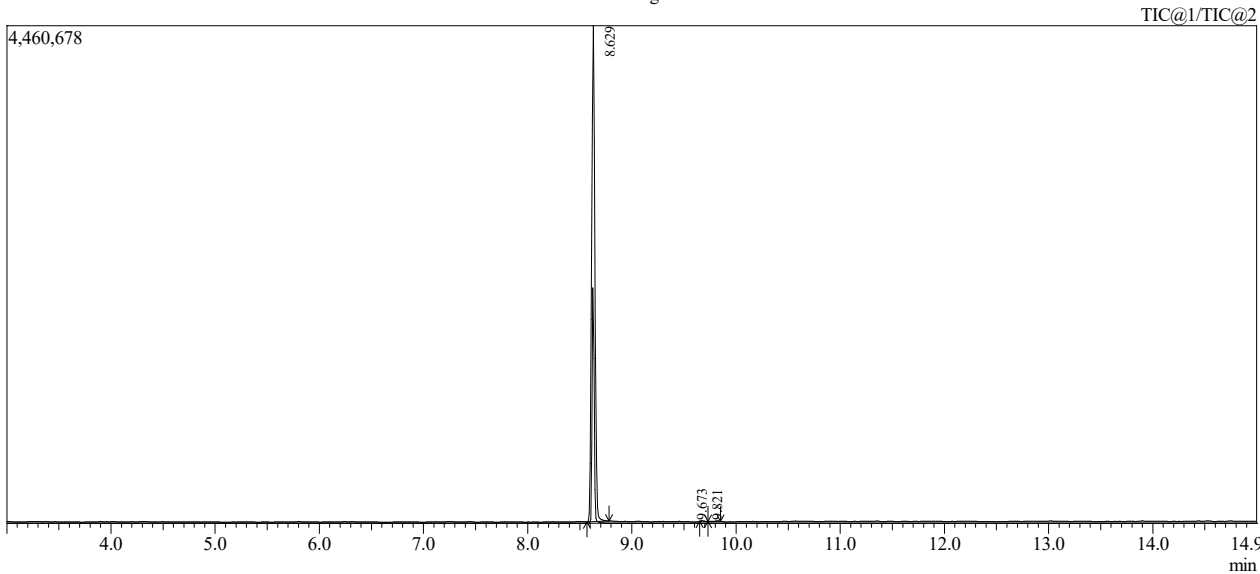
Sample Information

Quantitative Result Table

ID#	Name	Conc.	Conc.Unit	R.Time	m/z	Area	Height
1	Nicotine	99.882	%	8.628	133.00	1082009	861238



Chromatogram



Peak#	R.Time	I.Time	F.Time	Area	Area%	Height	Height%	A/H Name
1	8.629	8.570	8.780	9791384	99.90	4446133	99.74	2.20 Pyridine, 3-(1-methyl-2-pyrrolidiny)-, (S)-
2	9.673	9.650	9.730	8503	0.09	6655	0.15	1.28 Nicotine, 1'-demethyl-, (+/-)-
3	9.821	9.730	9.850	943	0.01	5035	0.11	0.19 Pyridine, 3-(3,4-dihydro-2H-pyrrol-5-yl)-
				9800830	100.00	4457823	100.00	